

GPS: A Graph Processing System*

Semih Salihoglu
Stanford University
semih@cs.stanford.edu

Jennifer Widom
Stanford University
widom@cs.stanford.edu

ABSTRACT

GPS (for Graph Processing System) is a complete open-source system we developed for scalable, fault-tolerant, and easy-to-program execution of algorithms on extremely large graphs. This paper serves the dual role of describing the GPS system, and presenting techniques and experimental results for graph partitioning in distributed graph-processing systems like GPS. GPS is similar to Google’s proprietary Pregel system, with three new features: (1) an extended API to make global computations more easily expressed and more efficient; (2) a dynamic repartitioning scheme that re-assigns vertices to different workers during the computation, based on messaging patterns; and (3) an optimization that distributes adjacency lists of high-degree vertices across all compute nodes to improve performance. In addition to presenting the implementation of GPS and its novel features, we also present experimental results on the performance effects of both static and dynamic graph partitioning schemes, and we describe the compilation of a high-level domain-specific programming language to GPS, enabling easy expression of complex algorithms.

1. INTRODUCTION

Building systems that process vast amounts of data has been made simpler by the introduction of the *MapReduce* framework [14], and its open-source implementation *Hadoop* [2]. These systems offer automatic scalability to extreme volumes of data, automatic fault-tolerance, and a simple programming interface based around implementing a set of functions. However, it has been recognized [24, 26] that these systems are not always suitable when processing data in the form of a large graph (details in Section 7). A framework similar to MapReduce—scalable, fault-tolerant, easy to program—but geared specifically towards graph data,

*This work was supported by the National Science Foundation (IIS-0904497), a KAUST research grant, and a research grant from Amazon Web Services.

Permission to make digital or hard copies of all or part of this work for personal or classroom use is granted without fee provided that copies are not made or distributed for profit or commercial advantage and that copies bear this notice and the full citation on the first page. Copyrights for components of this work owned by others than ACM must be honored. Abstracting with credit is permitted. To copy otherwise, or republish, to post on servers or to redistribute to lists, requires prior specific permission and/or a fee. Request permissions from Permissions@acm.org.

would be of immense use. Google’s proprietary *Pregel* system [26] was developed for this purpose. Pregel is a *distributed message-passing system*, in which the vertices of the graph are distributed across compute nodes and send each other messages to perform the computation. We have implemented a robust open-source system called *GPS*, for *Graph Processing System*, which has drawn from Google’s Pregel.

In addition to being open-source, GPS has three new features that do not exist in Pregel, nor in an alternative open-source system *Giraph* [1] (discussed further in Section 5):

1. Only “vertex-centric” algorithms can be implemented easily and efficiently with the Pregel API. The GPS API has an extension that enables efficient implementation of algorithms composed of one or more vertex-centric computations, combined with global computations.
2. Unlike Pregel, GPS can repartition the graph dynamically across compute nodes during the computation, to reduce communication.
3. GPS has an optimization called *large adjacency list partitioning (LALP)*, which partitions the adjacency lists of high-degree vertices across compute nodes, again to reduce communication.

Next we explain the computational framework used by Pregel and GPS. Then we motivate GPS’s new features. Finally we outline the second contribution of this paper: experiments demonstrating how different ways of partitioning, and possibly repartitioning, graphs across compute nodes affects the performance of algorithms running on GPS.

1.1 Bulk Synchronous Graph Processing

The computational framework introduced by Pregel and used by GPS is based on the *Bulk Synchronous Parallel (BSP)* computation model [36]. At the beginning of the computation, the vertices of the graph are distributed across compute nodes. Computation consists of iterations called *supersteps*. In each superstep, analogous to the *map()* and *reduce()* functions in the MapReduce framework, a user-specified *vertex.compute()* function is applied to each vertex in parallel. Inside *vertex.compute()*, the vertices update their state information (perhaps based on incoming messages), send other vertices messages to be used in the next iteration, and set a flag indicating whether this vertex is ready to stop computation. At the end of each superstep, all compute nodes syn-

chronize before starting the next superstep. The iterations stop when all vertices vote to stop computation. Compared to Hadoop, this model is more suitable for graph computations since it is inherently iterative and the graph can remain in memory throughout the computation. We compare this model to Hadoop-based systems in more detail in Section 7.

1.2 Master.compute()

Implementing a graph computation inside *vertex.compute()* is ideal for certain algorithms, such as computing PageRank [9], finding shortest paths, or finding connected components, all of which can be performed in a fully “vertex-centric” and hence parallel fashion. However, some algorithms are a combination of vertex-centric (parallel) and global (sequential) computations. As an example, consider the following k-means-like graph clustering algorithm that consists of four parts: (a) pick k random vertices as “cluster centers”, a computation global to the entire graph; (b) assign each vertex to a cluster center, a vertex-centric computation; (c) assess the goodness of the clusters by counting the number of edges crossing clusters, a vertex-centric computation; (d) decide whether to stop, if the clustering is good enough, or go back to (a), a global computation. We can implement global computations inside *vertex.compute()* by designating a “master” vertex to run them. However, this approach has two problems: (1) The master vertex executes each global computation in a superstep in which all other vertices are idle, wasting resources. (2) The *vertex.compute()* code becomes harder to understand, since it contains some sections that are written for all vertices and others that are written for the special vertex. To incorporate global computations easily and efficiently, GPS extends the API of Pregel with an additional function, *master.compute()*, explained in detail in Section 2.4.

1.3 GPS’s Partitioning Features

In GPS, as in Pregel, messages between vertices residing in different compute nodes are sent over the network. Two new features of GPS in addition to *master.compute()* are designed to reduce the network I/O resulting from such messages. First, GPS can optionally repartition the vertices of the graph across compute nodes automatically during the computation, based on their message-sending patterns. GPS attempts to colocate vertices that send each other messages frequently. Second, in many graph algorithms, such as PageRank and finding connected components, each vertex sends the same message to all of its neighbors. If, for example, a high-degree vertex v on compute node i has 1000 neighbors on compute node j , then v sends the same message 1000 times between compute nodes i and j . Instead, GPS’s *LALP* optimization (explained in Section 3.4) stores partitioned adjacency lists for high-degree vertices across the compute nodes on which the neighbors reside. In our example, the 1000 messages are reduced to one.

1.4 Partitioning Experiments

By default GPS and Pregel distribute the vertices of a graph to the compute nodes randomly (typically round-robin). Using GPS we have explored the *graph partitioning* question: Can some algorithms perform better if we “intelligently” assign vertices to compute nodes before the computation begins? For example, how would the performance of the

PageRank algorithm change if we partition the web-pages according to their domains, i.e., if all web-pages with the same domain names reside on the same compute node? What happens if we use the popular METIS [27] algorithm for partitioning, before computing PageRank, shortest-path, or other algorithms? Do we improve performance further by using GPS’s dynamic repartitioning scheme? We present extensive experiments demonstrating that the answer to all of these questions is yes, in certain settings. We will also see that maintaining workload balance across compute nodes, when using a sophisticated partitioning scheme, is nontrivial to achieve but crucial to achieving good performance.

1.5 Contributions and Paper Outline

The specific contributions of this paper are as follows:

- In Section 2, we present GPS, our open-source Pregel-like distributed message passing system for large-scale graph algorithms. We present the architecture and the programming API.
- In Section 3.1, we study how different graph partitioning schemes affect the network and run-time performance of GPS on a variety of graphs and algorithms. We repeat some of our experiments using *Giraph* [1], another open-source system based on Pregel, and report the results. We also describe our large adjacency-list partitioning feature (*LALP*) and report some experiments on it.
- In Section 4, we describe GPS’s dynamic repartitioning scheme. We repeat several of our experiments from Section 3.1 using dynamic repartitioning.
- In Section 5 we discuss several additional optimizations that reduce memory use and increase the overall performance of GPS.
- In Section 6, we briefly discuss our work on compiling a high-level domain-specific language for graph computations into GPS. We discuss the advantages of implementing certain graph algorithms in the *Green-Marl* [19] language, as an alternative to programming directly in GPS.

Section 7 covers related work and Section 8 concludes and proposes future work.

2. GPS SYSTEM

GPS uses the distributed message-passing model of Pregel [26], which is based on bulk synchronous processing [36]. We give an overview of the model here and refer the reader to [26] for details. Broadly, the input is a directed graph, and each vertex of the graph maintains a user-defined *value*, and a *flag* indicating whether or not the vertex is active. Optionally, edges may also have values. The computation proceeds in iterations called *supersteps*, terminating when all vertices are inactive. Within a superstep i , each active vertex u in parallel: (a) looks at the messages that were sent to u in superstep $i - 1$; (b) modifies its value; (c) sends messages to other vertices in the graph and optionally becomes inactive. A message sent in superstep i from vertex u to vertex v becomes available for v to use in superstep $i + 1$. The behavior of each vertex is encapsulated in a function *vertex.compute()*, which is executed exactly once in each superstep.

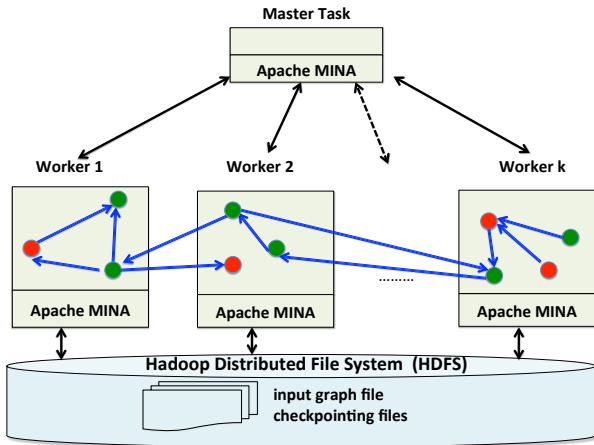


Figure 1: GPS Architecture

2.1 Overall Architecture

The architecture of GPS is shown in Figure 1. As in Pregel, there are two types of *processing elements (PEs)*: one master and k workers, $W_0 \dots W_{k-1}$. The master maintains a mapping of PE identifiers to physical compute nodes and workers use a copy of this mapping to communicate with each other and the master. PEs communicate using Apache MINA [4], a network application framework built on java.nio, Java’s asynchronous network I/O package. GPS is implemented in Java. The compute nodes run *HDFS (Hadoop Distributed File System)* [18], which is used to store persistent data such as the input graph and the checkpointing files. We next explain how the input graph is partitioned across workers. The master and worker implementations are described in Section 2.3. Section 2.4 explains the API and provides examples.

2.2 Input Graph Partitioning Across Workers

The input graph G is specified in HDFS files in a simple format: each line starts with the ID of a vertex u , followed by the IDs of u ’s outgoing neighbors. The input file may optionally specify values for the vertices and edges. GPS assigns the vertices of G to workers using the same simple round-robin scheme used by Pregel: vertex u is assigned to worker $W_{(u \bmod k)}$. When we experiment with more sophisticated partitioning schemes (Section 3.1), we run a preprocessing step to assign node IDs so that the round-robin distribution reflects our desired partitioning. GPS also supports optionally repartitioning the graph across workers during the computation, described in Section 4.

2.3 Master and Worker Implementation

The master and worker PEs are again similar to Pregel [26]. The master coordinates the computation by instructing workers to: (a) start parsing input files; (b) start a new superstep; (c) terminate computation; and (d) checkpoint their states for fault-tolerance. The master awaits notifications from all workers before instructing workers what to do next, and so serves as the centralized location where workers synchronize between supersteps. The master also calls a *master.compute()* function at the beginning of each superstep, described in Section 2.4.

Workers store vertex values, active flags, and *message queues* for the current and next supersteps. Each worker consists of three “thread groups”, as follows.

1. A *computation thread* loops through the vertices in the worker and executes *vertex.compute()* on each active vertex. It maintains an outgoing *message buffer* for all workers in the cluster, including itself. When a buffer is full it is either given to *MINA threads* for sending over the network, or passed directly to the local *message parser thread*.
2. *MINA threads* send and receive message buffers, as well as simple *coordination messages* between the master and the worker. When a message buffer is received, it is passed to the message parser thread.
3. A *message parser thread* parses incoming message buffers into separate messages and enqueues them into the receiving vertices’ message queues for the next superstep.

One advantage of this thread structure is that there are only two lightweight points of synchronization: when the computation thread passes a message buffer directly to the message parser thread, and when a MINA thread passes a message buffer to the message parser thread. Since message buffers are large (the default size is 100KB), these synchronizations happen infrequently.

2.4 API

Similar to Pregel, the programmer of GPS subclasses the *Vertex* class to define the vertex value, message, and optionally edge-value types. The programmer codes the vertex-centric logic of the computation by implementing the *vertex.compute()* function. Inside *vertex.compute()*, vertices can access their values, their incoming messages, and a map of *global objects*—our implementation of the *aggregators* of Pregel. Global objects are used for coordination, data sharing, and statistics aggregation. At the beginning of each superstep, each worker has the same copy of the map of global objects. During a superstep, vertices can update objects in their worker’s local map, which are merged at the master at the end of the superstep, using a user-specified merge function. When ready, a vertex declares itself inactive by calling the *voteToHalt()* function in the API.

Algorithms whose computation can be expressed in a fully vertex-centric fashion are easily implemented using this API, as in our first example.

EXAMPLE 2.1. *HCC* [22] is an algorithm to find the weakly connected components of an undirected graph: First, every vertex sets its value to its own ID. Then, in iterations, vertices set their values to the minimum value among their neighbors and their current value. When the vertex values converge, the value of every vertex v is the ID of the vertex that has the smallest ID in the component that v belongs to; these values identify the weakly connected components. *HCC* can be implemented easily using *vertex.compute()*, as shown in Figure 2. □

A problem with this API (as presented so far) is that it is difficult to implement algorithms that include global as well

```

1 class HCCVertex extends Vertex<IntWritable, IntWritable> {
2   @Override
3   void compute(Iterable<IntWritable> messages,
4               int superstepNo) {
5     if (superstepNo == 1) {
6       setValue(new IntWritable(getId()));
7       sendMessages(getNeighborIds(), getValue());
8     } else {
9       int minValue = getValue().value();
10      for (IntWritable message : messages) {
11        if (message.value() < minValue) {
12          minValue = message.value(); } }
13      if (minValue < getValue().value()) {
14        setValue(new IntWritable(minValue));
15        sendMessages(getNeighborIds(), getValue());
16      } else {
17        voteToHalt(); } } } }

```

Figure 2: Connected components in GPS.

```

1 Input: undirected G(V, E), k,  $\tau$ 
2 int numEdgesCrossing = INF;
3 while (numEdgesCrossing >  $\tau$ )
4   int[] clusterCenters = pickKRandomClusterCenters(G)
5   assignEachVertexToClosestClusterCenter(G, clusterCenters)
6   numEdgesCrossing = countNumEdgesCrossingClusters(G)

```

Figure 3: A simple k-means like graph clustering algorithm.

as vertex-centric computations, as shown in the following example.

EXAMPLE 2.2. Consider the simple k-means like graph clustering algorithm introduced in Section 1 and outlined in Figure 3. This algorithm has two vertex-centric parts:

1. Assigning each vertex to the closest “cluster center” (line 5 in Figure 3). This process is a simple extension of the algorithm from [26] to find shortest paths from a single source.
2. Counting the number of edges crossing clusters (line 6 in Figure 3). This computation requires two supersteps; it is shown in Figure 4.

Now consider lines 2 and 3 in Figure 3: checking the result of the latest clustering and terminating if the threshold has been met, or picking new cluster centers. With the API so far, we must put this logic inside *vertex.compute()* and designate a special “master” vertex to do it. Therefore, an entire extra superstep is spent at each iteration of the while loop (line 3 in Figure 3) to do this very short computation at one vertex, with others idle. Global objects cannot help us with this computation, since they only store values. \square

In GPS, we have addressed the shortcoming illustrated in Example 2.2 by extending the Pregel API to include an additional function, *master.compute()*. The programmer subclasses the *Master* class, and implements the *master.compute()* function, which gets called at the beginning of each superstep. The *Master* class has access to all of the merged global objects, and it can store its own global data that is

```

1 public class EdgeCountingVertex extends
2   Vertex<IntWritable, IntWritable> {
3   @Override
4   public void compute(Iterable<IntWritable> messages,
5                       int superstepNo){
6     if (superstepNo == 1) {
7       sendMessages(getNeighborIds(), getValue().value());
8     } else if (superstepNo == 2) {
9       for (IntWritable message : messages) {
10        if (message.value() != getValue().value()) {
11          minValue = message.value();
12          updateGlobalObject(“num-edges-crossing-clusters”,
13                             new IntWritable(1)); } }
14       voteToHalt(); } } }

```

Figure 4: Counting the number of edges crossing clusters with *vertex.compute()*.

```

1 class SimpleClusteringMaster extends Master {
2   @Override
3   void compute(int nextSuperstepNo) {
4     if (nextSuperstepNo == 1) {
5       pickKVerticesAndPutIntoGlobalObjects();
6       getGlobalObjects().put(“comp-stage”,
7                               new IntGlobalObject(
8                                 CompStage.CLUSTER_FINDING_1));
9     } else {
10      int compStage = getGlobalObject(“comp-stage”).value();
11      switch(compStage) {
12        case CompStage.CLUSTER_FINDING_1:
13          ...
14          break;
15        case CompStage.CLUSTER_FINDING_2:
16          ...
17          break;
18        case CompStage.EDGE_COUNTING_1:
19          getGlobalObjects().put(“comp-stage”,
20                                  new IntGlobalObject(
21                                    CompStage.EDGE_COUNTING_2));
22          break;
23        case CompStage.EDGE_COUNTING_2:
24          int numEdgesCrossing =
25            getGlobalObject(“num-edges-crossing”).value();
26          if (numEdgesCrossing > threshold) {
27            pickKVerticesAndPutIntoGlobalObjects();
28            getGlobalObjects().put(“comp-stage”,
29                                    new IntGlobalObject(
30                                      CompStage.CLUSTER_FINDING_1));
31          } else {
32            terminateComputation(); } } } }

```

Figure 5: Clustering algorithm using *master.compute()*.

not visible to the vertices. It can update the global objects map before it is broadcast to the workers.

Figure 5 shows an example *master.compute()*, used together with the vertex-centric computations already described (encapsulated in *SimpleClusteringVertex*, not shown) to implement the overall clustering algorithm of Figure 3. Lines 2 and 3 in Figure 3 are implemented in lines 24 and 25 of Figure 5. *SimpleClusteringMaster* maintains a global object, *comp-stage*, that coordinates the different stages of the algorithm. Using this global object, the master signals the vertices what stage of the algorithm they are currently in.

Name	Vertices	Edges	Description
uk-2007-d	106M	3.7B	web graph of the .uk domain from 2007 (directed)
uk-2007-u	106M	6.6B	undirected version of uk-2007-d
sk-2005-d	51M	1.9B	web graph of the .sk domain from 2005 (directed)
sk-2005-u	51M	3.2B	undirected version of sk-2005-d
twitter-d	42M	1.5B	Twitter “who is followed by who” network (directed)
uk-2005-d	39M	750M	web graph of the .uk domain from 2005 (directed)
uk-2005-u	39M	1.5B	undirected version of uk-2005-d

Table 1: Data sets.

By looking at the value of this object, vertices know what computation to do and what types of messages to send and receive. Thus, we are able to encapsulate vertex-centric computations in `vertex.compute()`, and coordinate them globally with `master.compute()`.¹

3. STATIC GRAPH PARTITIONING

We next present our experiments on different static partitionings of the graph. In Section 3.2 we show that by partitioning large graphs “intelligently” before computation begins, we can reduce total network I/O by up to 13.6x and run-time by up to 2.5x. The effects of partitioning depend on three factors: (1) the graph algorithm being executed; (2) the graph itself; and (3) the configuration of the worker tasks across compute nodes. We show experiments for a variety of settings demonstrating the importance of all three factors. We also explore partitioning the adjacency lists of high-degree vertices across workers. We report on those performance improvements in Section 3.4. Section 3.1 explains our experimental set-up, and Section 3.3 repeats some of our experiments on the *Giraph* open-source graph processing system.

3.1 Experimental Setup

We describe our computing set-up, the graphs we use, the partitioning algorithms, and the graph algorithms used for our experiments.

We ran all our experiments on the Amazon EC2 cluster using large instances (4 virtual cores and 7.5GB of RAM) running Red Hat Linux OS. We repeated each experiment five times with checkpointing turned off. The numeric results we present are the averages across all runs ignoring the initial data loading stage. Performance across multiple runs varied by only a very small margin.

The graphs we used in our experiments are specified in Table 1.² We consider four different static partitionings of the graphs:

- *Random*: The default “mod” partitioning method described in Section 2, with vertex IDs ensured to be random.
- *METIS-default*: METIS [27] is publicly-available software that divides a graph into a specified number of partitions, trying to minimize the number of edges crossing

¹Since this paper was written, `master.compute()` has been incorporated into *Giraph* [1].

²These datasets were provided by “The Laboratory for Web Algorithmics” [23], using software packages *WebGraph* [7], *LLP* [6] and *UbiCrawler* [5].

the partitions. By default METIS balances the number of vertices in each partition. We set the `ufactor` parameter to 5, resulting in at most 0.5% imbalance in the number of vertices assigned to each partition [27].

- *METIS-balanced*: Using METIS’ multi-constraint partitioning feature [27], we generate partitions in which the number of vertices, outgoing edges, and incoming edges of partitions are balanced. We again allow 0.5% imbalance in each of these constraints. METIS-balanced takes more time to compute than METIS-default, although partitioning time itself is not a focus of our study.
- *Domain-based*: In this partitioning scheme for web graphs only, we locate all web pages from the same domain in the same partition, and partition the domains randomly across the workers.

Unless stated otherwise, we always generate the same number of partitions as we have workers.

Note that we are assuming an environment in which partitioning occurs once prior to executing the graph algorithms on GPS, while the graph algorithms may be run many times. Therefore we focus our experiments on the effect partitioning has on algorithms, not on the cost of partitioning itself.

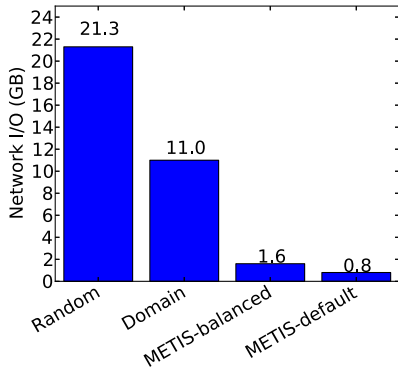
We use four different graph algorithms in our experiments:

- *PageRank (PR)* [9]
- Finding shortest paths from a single source (*SSSP*), as implemented in [26]
- The *HCC* [22] algorithm to find connected components
- *RW-n*, a pure random-walk simulation algorithm. Each vertex starts with an initial number of n walkers. For each walker i on a vertex u , u randomly picks one of its neighbors, say v , to simulate i ’s next step. For each neighbor v of u , u sends a message to v indicating the number of walkers that walked from u to v .

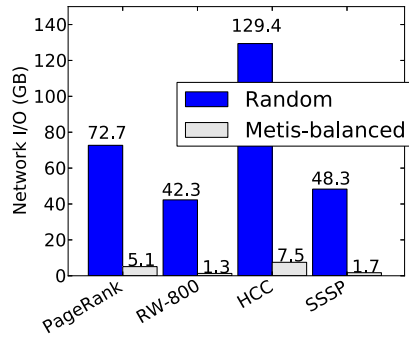
3.2 Performance Effects of Partitioning

Because of their bulk synchronous nature, the speed of systems like Pregel, GPS, and *Giraph* is determined by the slowest worker to reach the synchronization points between supersteps. We can break down the workload of a worker into three parts:

1. *Computation*: Looping through vertices and executing `vertex.compute()`
2. *Networking*: Sending and receiving messages between workers

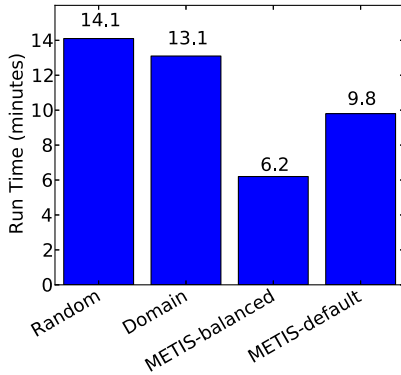


(a) PageRank on *sk-2005-d*

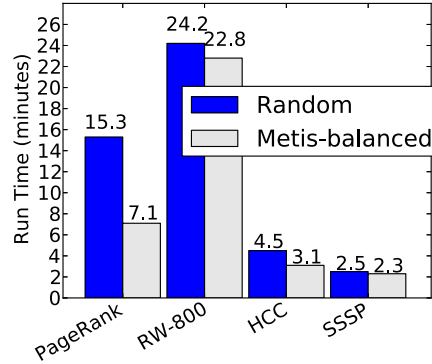


(b) Different algorithms on *uk-2007-u*

Figure 6: Network I/O, different partitioning schemes



(a) PageRank (50 iter.) on *sk-2005-d*



(b) Different algorithms on *uk-2007-u*

Figure 7: Run-time, different partitioning schemes

3. *Parsing and enqueueing messages:* In our implementation, where messages are stored as raw bytes, this involves byte array allocations and copying between byte arrays.

Although random partitioning generates well-balanced workloads across workers, almost all messages are sent across the network. We show that we can both maintain a balanced workload across workers and significantly reduce the network messages and overall run-time by partitioning the graph using our more sophisticated schemes.

With sophisticated partitioning of the graph we can obviously reduce network I/O, since we localize more edges within each worker compared to random partitioning. Our first set of experiments, presented in Section 3.2.1, quantifies the network I/O reduction for a variety of settings.

In Section 3.2.2, we present experiments measuring the run-time reduction due to sophisticated partitioning when running various algorithms in a variety of settings. We observe that partitioning schemes that maintain workload balance among workers perform better than schemes that do not, even if the latter have somewhat lower communication. In Section 3.2.3, we discuss how to fix the workload imbalance among workers when a partitioning scheme generates imbalanced partitions.

3.2.1 Network I/O

In our first set of experiments, we measured network I/O (network writes in GB across all workers) when running different graph algorithms under different partitioning schemes in a variety of settings. The reductions we report are relative to the performance of random partitioning. Overall, network I/O reductions varied between 1.8x to 2.2x for partitioning by domain, 13.3x and 36.3x for METIS-balanced, and 26.6x and 58.5x for METIS-default. We present two of our experiments in Figure 6. Figure 6a shows network I/O for different partitioning schemes when running PageRank on the *sk-2005-d* graph (recall Table 1), with 60 workers running on 60 compute nodes. Figure 6b shows network I/O for random and METIS-balanced partitioning when executing different algorithms on the *uk-2007-u* graph, also with 60 workers and 60 compute nodes. The graph plots per superstep network I/O for PageRank and RW-800, and total network I/O for HCC and SSSP. We also experimented with different numbers of workers and compute nodes; we found that network I/O reduction percentages were similar. Of course, network I/O is not the only contributor to overall run-time, so the remainder of our experiments consider the effect of partitioning schemes and other parameters on run-time.

3.2.2 Run-time

In this section, we set out to test how much sophisticated partitioning improves overall run-time. We measure the run-

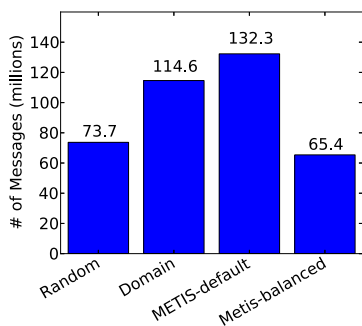


Figure 8: Slowest worker, number of messages.

time performance of four algorithms on different graphs, partitioning schemes, and worker and compute node configurations. We used between 15 and 60 nodes, and between one and four workers on each node.

Since the main benefit of sophisticated partitioning is reducing the number of messages sent over the network, we expect partitioning to improve run-time most in algorithms that generate a lot of messages and have low computational workloads. The computation and communication workloads of the graph algorithms we use can be characterized as:

- PageRank: short per-vertex computation, high communication
- HCC: short per-vertex computation, medium communication
- RW-800: long per-vertex computation (due to random number generation), medium communication
- SSSP: short per-vertex computation, low communication

A sample of our experimental results is shown in Figure 7. Figure 7a shows PageRank on the *sk-2005-d* graph on 60 compute nodes with 60 workers. In this experiment, improvements ranged between 1.1x for domain-based partitioning to 2.3x for METIS-balanced. In other experiments for PageRank, METIS-balanced consistently performed best, reducing run-time between 2.1x to 2.5x over random partitioning. Improvements for METIS-default varied from 1.4x to 2.4x and for domain-based partitioning from 1.1x to 1.7x.

Run-time reductions when executing other graph algorithms are less than PageRank, which is not surprising since PageRank has the highest communication to computation ratio of the algorithms we consider. Figure 7b shows four algorithms on the *uk-2007-u* graph using 30 workers running on 30 compute nodes. We compared the performance of random partitioning and METIS-balanced. As shown, METIS-balanced reduces the run-time by 2.2x when executing PageRank, and by 1.47x, 1.08x, and 1.06x for HCC, SSSP, and RW-800, respectively.

3.2.3 Workload Balance

In all of our experiments reported so far, METIS-default performed better than METIS-balanced in network I/O but worse in run-time. The reason for this counterintuitive performance is that METIS-default tends to create bottleneck workers that slow down the system. For all of the graph algorithms we are considering, messages are sent along the

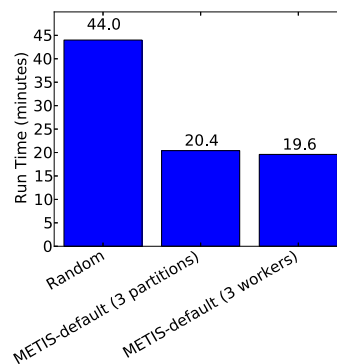


Figure 9: Fixing workload imbalance of METIS-default.

edges. Recall that METIS-default balances only the number of vertices in each partition and not the edges. As a result, some workers process a significantly higher number of messages than average. Figure 8 shows the number of messages processed by the slowest workers in each of the experiments of Figure 7a. The message counts for Random and METIS-balanced indicate fairly homogeneous workloads (perfect distribution would be about 63M messages per worker). But with METIS-default, one partition has more than twice the average load of other partitions, thus slowing down the entire system.

We discuss how to improve workload imbalance, and in turn improve the run-time benefits when using a sophisticated partitioning scheme that can generate imbalanced partitions. One approach is to generate more partitions than we have workers, then assigning multiple partitions to each worker, thus averaging the workloads from “heavy” and “light” partitions. For example, if we repeat the METIS-default experiment of Figures 7a and 8 but generate 240 partitions and assign each worker four partitions, the slowest worker processes 96M messages instead of the 132M in Figure 8, and run-time is reduced from 9.8 to 8.0 minutes. As a second experiment, we used the original 60 partitions generated by METIS-default, but with only 20 workers on 20 compute nodes, so three partitions assigned to each worker. The result of this experiment is shown in the METIS-default (3 partitions) bar in Figure 9. This set-up improves run-time by 2.2x over random partitioning, significantly better than the 1.4x METIS-default improvement in Figure 7a. We can obtain the same “averaging” effect by assigning one partition to each worker but running multiple workers per compute node. The METIS-default (3 workers) bar in Figure 9 shows the performance of using the 60 partitions generated by METIS-default from before, assigning one partition to each worker, and running three workers per compute node. We see that assigning one partition to each worker and three workers to each compute node performs similarly to assigning three partitions to each worker and one worker to each compute node.

3.3 Experiments on Giraph

The network I/O reductions in our experiments are a direct consequence of the number of edges crossing partitions, determined by the partitioning scheme. Therefore, our network reduction results carry over exactly to other distributed message-passing systems, such as Giraph [1]. However, the run-time results are implementation-dependent and may vary

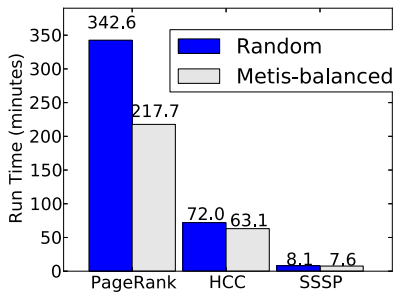


Figure 10: Experiments on Giraph [1].

from system to system. To test whether sophisticated partitioning of graphs can improve run-time in other systems, we repeated some of our experiments in Giraph, also with checkpointing turned off. Figure 10 summarizes our results. METIS-balanced yields 1.6x run-time improvement over random partitioning for PageRank. Similar to our results in GPS, the improvements are less for SSSP and HCC. We also note that as of the time of our experiments (April 2012), GPS ran $\sim 12x$ faster than Giraph on the same experiments.³ We explain the main implementation differences between Giraph and GPS in Section 5.

3.4 Large Adjacency-List Partitioning

GPS includes an optimization called *LALP* (large adjacency list partitioning), in which adjacency lists of high-degree vertices are not stored in a single worker, but rather are partitioned across workers. This optimization can improve performance, but only for algorithms with two properties: (1) Vertices use their adjacency lists (outgoing neighbors) only to send messages and not for computation; (2) If a vertex sends a message, it sends the same message to all of its outgoing neighbors. For example, in PageRank each vertex sends its latest PageRank value to all of its neighbors, and that is the only time vertices access their adjacency lists. On the other hand, RW-n does not satisfy property 2: a message from vertex u to its neighbor v contains the number of walkers that move from u to v and is not necessarily the same as the message u sends to its other neighbors.

Suppose a vertex u is located in worker W_i and let $N_j(u)$ be the outgoing neighbors of u located in worker W_j . Suppose $|N_j(u)| = 10000$. During the execution of PageRank, W_i sends 10000 copies of the same message to W_j in each superstep, one for each vertex in $N_j(u)$. Instead, if W_j stores $N_j(u)$, W_i need send only a single message to W_j for node u , and W_j replicates this message 10000 times to the message queues of each vertex in $N_j(u)$.

Many real-world graphs are known to have a skewed degree distribution, in which a small number of vertices’ adjacency lists contain a significant fraction of all the edges in the graph. For these graphs, *LALP* can improve network traffic and run-time significantly. GPS programmers specify a parameter τ when using this optimization. If a vertex u has more than τ outgoing neighbors, GPS partitions u ’s adjacency list into $N_1(u), N_2(u), \dots, N_k(u)$, and sends $N_j(u)$ to worker W_j during the initial partitioning of the graph across workers. During execution, when u sends a message to all its

³Recently (early 2013), Giraph’s performance has improved considerably, but we have not yet rerun the experiments.

neighbors, GPS intercepts the message and sends a single message to each worker W_j , with W_j delivering the message to all vertices in $N_j(u)$.

To verify that LALP improves performance, we ran PageRank on the *twitter-d* graph, with different values of τ , using 32 workers and 16 compute nodes. As we reduce τ , GPS partitions more adjacency lists across all workers, and we expect network I/O to be reduced. On the other hand, as τ is reduced the map of $\langle u, N_j(u) \rangle$ pairs, which each worker W_j maintains, grows, incurring some memory and computation overhead during message parsing. We expect there to be an optimal τ that achieves the best run-time performance. The results of our experiment are shown in Figure 11. Figure 11a shows that decreasing τ decreases network I/O. Figure 11b shows that for our experiment the optimal τ is around 60, and achieves 1.41x run-time improvement over running without LALP.

4. DYNAMIC REPARTITIONING

To reduce the number of messages sent over the network, it might be helpful to reassign certain vertices to other workers dynamically during algorithm computation. There are three questions any dynamic repartitioning scheme must answer: (1) which vertices to reassign; (2) how and when to move the reassigned vertices to their new workers; (3) how to locate the reassigned vertices. Below, we explain our answers to these questions in GPS and discuss other possible options. We also present experiments measuring the network I/O and run-time performance of GPS when the graph is initially partitioned by one of our partitioning schemes from Section 3.1, then dynamically repartitioned during the computation.

4.1 Picking Vertices to Reassign

One option is to reassign vertex u at worker W_i to a new worker W_j if u send/receives more message to/from W_j than to/from any other worker, and that number of messages is over some threshold. There are two issues with this approach. First, in order to observe incoming messages, we need to include the *source* worker in each message, which can increase the memory requirement significantly when the size of the actual messages are small. To avoid this memory requirement, GPS bases reassignment on sent messages only.

Second, using this basic reassignment technique, we observed that over multiple iterations, more and more vertices were reassigned to only a few workers, creating significant imbalance. Despite the network benefits, the “dense” workers significantly slowed down the system. To maintain balance, GPS exchanges vertices between workers. Each worker W_i constructs a set S_{ij} of vertices that potentially will be reassigned to W_j , for each W_j . Similarly W_j constructs a set S_{ji} . Then W_i and W_j communicate the sizes of their sets and exchange exactly $\min(S_{ij}, S_{ji})$ vertices, guaranteeing that the number of vertices in each worker does not change through dynamic repartitioning.

4.2 Moving Reassigned Vertices to New Workers

Once a dynamic partitioning scheme decides to reassign a vertex u from W_i to W_j in superstep x , three pieces of data

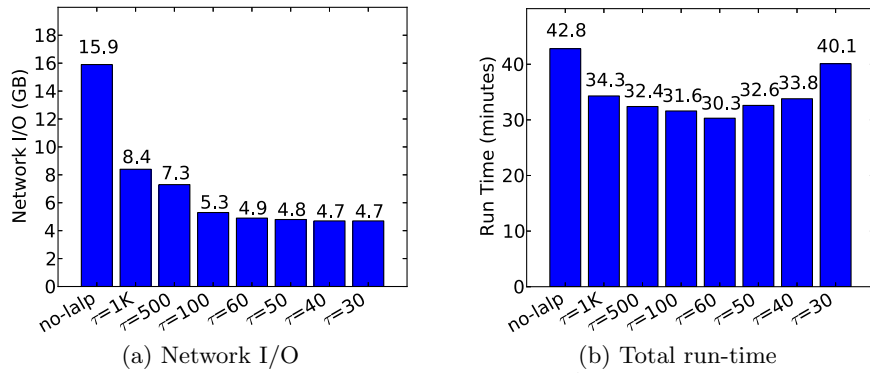


Figure 11: Performance of LALP.

associated with u must be sent to W_j : (a) u 's latest value; (b) u 's adjacency list; and (c) u 's messages for superstep $(x + 1)$. One option is to insert a “vertex moving” stage between the end of superstep x and beginning of superstep $x + 1$, during which all vertex data is moved. GPS uses another option that combines vertex moving within the supersteps themselves: At the end of superstep x , workers exchange their set sizes as described in the previous subsection. Then, between the end of superstep x and beginning of superstep $(x + 1)$, the exact vertices to be exchanged are determined and the adjacency lists are relabeled, as described in the next subsection. Relabeling of the adjacency lists ensures that all messages that will be sent to u in superstep $x + 1$ are sent to W_j . However, u is not sent to W_j at this point. During the computation of superstep $(x + 1)$, W_i first calls $u.compute()$ and then sends only u 's adjacency list and latest value to W_j . Thus, u 's messages for superstep $(x + 1)$ are not sent to W_j , reducing the network overhead of dynamic repartitioning.

4.3 Locating Reassigned Vertices

When a vertex u gets reassigned to a new worker, every worker in the cluster must obtain and store this information in order to deliver future messages to u . An obvious option is for each worker to store an in-memory map consisting of $\langle vertex-id, new-worker-id \rangle$ pairs. Of course, over time, this map can potentially contain as many pairs as there are vertices in the original graph, causing a significant memory and computation bottleneck. In our experiments, up to 90% of vertices can eventually get reassigned. Thus, GPS instead uses an approach based on relabeling the IDs of reassigned vertices. Suppose u has been reassigned to W_j . We give u a new ID u' , such that $(u' \bmod k) = j$. Since every pair W_i and W_j exchange the same number of vertices, vertex IDs can effectively be exchanged as well. In addition, each worker must go through all adjacency lists in its partition and change each occurrence of u to u' .

There are two considerations in this approach:

- If the application requires the original node IDs to be output at the end of the computation, this information must be retained with nodes whose IDs are modified, incurring some additional storage overhead.
- When a node u is relabeled with a new ID, we modify its ID in the adjacency lists of all nodes with an edge to u .

If the graph algorithm being executed involves messages not following edges (that is, messages from a node u_1 to a node u_2 where there is no edge from u_1 to u_2), then our relabeling scheme cannot be used. In most graph algorithms suitable for GPS, messages do follow edges.

4.4 Dynamic Repartitioning Experiments

Dynamic repartitioning is intended to improve network I/O and run-time by reducing the number of messages sent over the network. On the other hand, dynamic repartitioning also incurs network I/O overhead by sending vertex data between workers, and run-time overhead deciding which vertices to send and relabeling adjacency lists. It would not be surprising if, in the initial supersteps of an algorithm using dynamic repartitioning, the overhead exceeds the benefits. We expect that there is a crossover superstep s , such that dynamic repartitioning performs better than static partitioning only if the graph algorithm runs for more than s supersteps. Obviously, s could be different for network I/O versus run-time performance, and depends on the graph, graph algorithm, and initial partitioning.

In our first experiment, we ran PageRank on the *uk-2007-d* graph for between 3 and 100 iterations, with random initial partitioning, and with and without dynamic repartitioning. We used 30 workers running on 30 compute nodes. In GPS, the master task turns dynamic repartitioning off when the number of vertices being exchanged is below a threshold, which is by default 0.1% of the total number of vertices in the graph. In our PageRank experiments, this typically occurred around superstep 15-20. Our results are shown in Figure 12. The crossover superstep in this experiment was five iterations for network I/O and around 55 iterations for run-time. When running PageRank for long enough, dynamic repartitioning gives 2.0x performance improvement for network I/O and 1.13x for run-time.

We repeated our experiment, now initially partitioning the graph using METIS-balanced and domain-based, rather than random. When the initial partitioning is METIS-balanced, we do not see noticeable network I/O or run-time benefits from dynamic repartitioning. On the other hand, when we start with domain-based partitioning, the crossover iteration is 4 for network I/O and 36 for run-time. When running PageRank for long enough, dynamic repartitioning shows

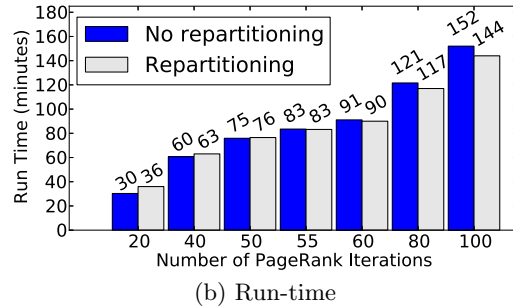
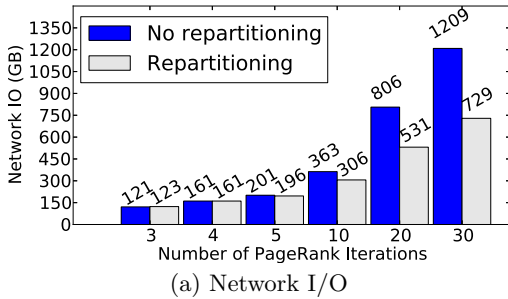


Figure 12: Performance of PageRank with and without dynamic repartitioning.

2.2x and 1.2x performance improvement for network I/O and run-time, respectively.

In our setting, the run-time benefits of dynamic repartitioning seem to be modest at best. However, in settings where networking is slower, benefits from network I/O should yield significant run-time improvements as well.

5. OTHER SYSTEM OPTIMIZATIONS

We describe two optimizations in GPS that reduce memory usage and increase overall performance.

- Combining messages at the receiver worker:** *Combiners* were introduced in the MapReduce framework to reduce the number of intermediate values sent from *Mappers* to *Reducers* [14], when the Reducers use these values in commutative and associative operations. Similarly, Pregel [26] uses combiners at the sender and receiver workers to reduce both the number of messages sent between workers and the memory required to store messages in each worker. At the sender side, when multiple vertices from worker W_i send messages to a vertex v located in W_j , W_i can combine some of these messages at certain intervals and send fewer messages to W_j , reducing network I/O. At the receiver side, when a message m is received in W_j for v , if the message list for v is empty, W_j can add m to v 's message list. Otherwise, instead of appending m to the list, W_j can immediately combine its value with the current message in the list. Receiver-side combining reduces the total memory required to store messages for a particular superstep from $|E|$ to $|V|$ —a significant reduction in most graphs where the number of edges is significantly higher than the number of vertices. GPS supports only receiver-side combining. In earlier versions of GPS, we implemented sender-side combining. In order to combine messages at a sender worker W_i , W_i needs to store an outgoing message list for each vertex v that receives a message from W_i , which increases memory usage. Also, messages are buffered twice, once in the outgoing messages lists, and then in the message buffers for each worker, which slows down the rate at which buffers fill and are flushed. Overall, we did not observe significant performance improvements by combining messages at the sender.
- Single *Vertex* and *Message* objects:** GPS reduces the memory cost of allocating many Java objects by storing *canonical* objects. First, instead of storing the value

and the adjacency list of each vertex v inside a separate *Vertex* object, and calling *vertex.compute()* on each object as in Giraph, GPS workers use a single canonical *Vertex* object, with vertex values and adjacency lists stored in separate data structures. For each vertex v in worker W_i , W_i is configured so the canonical *Vertex* object has access to v 's value and adjacency list. W_i then calls *vertex.compute()* on the canonical object. Similarly, GPS workers store a single canonical *Message* object. Incoming messages are stored as raw bytes in the message queues, and a message is deserialized into the canonical *Message* object only when the canonical *Vertex* object iterates over it.

6. COMPILING GREEN-MARL INTO GPS

For some graph computations, using GPS directly is the easiest way to program. However, sometimes it may be preferred to use a higher-level language. We have developed a compiler from the *Green-Marl* [19] domain-specific language for graph processing into GPS. As examples, Figures 13a and 13b show the Green-Marl language being used to implement PageRank and “Betweenness Centrality.” [8] Both of these programs are translated readily to GPS using our compiler, although only the second algorithm truly benefits from using a high-level language instead of GPS. Here are two example general scenarios where users may prefer to use Green-Marl compiled to GPS, rather than implementing algorithms directly in GPS:

- When algorithms consist of a sequence of vertex-centric computations, programmers need to explicitly keep track of which stage is currently executing, by maintaining that information inside *vertex.compute()* and/or *master.compute()*. Green-Marl is a traditional imperative language, so computation sequences are simply written one after another.
- Even with the addition of *master.compute()*, some algorithms become very complex when implemented in a vertex-centric fashion—a classic example is constructing or doing a reverse traversal on a BFS tree. Green-Marl's high-level constructs can express some of these computations very easily, e.g., lines 7 and 11 in Figure 13b.

An additional advantage of Green-Marl is the automatic generation of the “boilerplate” code required when programming with GPS, such as defining the serialization and deserialization methods for vertex, edge, and message types.

```

1 Procedure PageRank(G: Graph, e,d: Double,
2 PR: Node_Prop<Double>(G)) {
3   Int i = 0;
4   Double N = G.NumNodes();
5   G.PR = 1 / N; // Init PageRank
6   Do { // Main iteration
7     diff = 0.0;
8     Foreach (t: G.Nodes) {
9       Double val = (1-d) / N + d*Sum(w: t.InNbrs){
10        w.PR / w.OutDegree();
11        t.PR <= val @ t;
12        diff += | val - t.PR |; }
13     i++;
14 } While (i < 30); }

```

(a) PageRank

```

1 Procedure bc_approx(G:Graph, BC:Node_Prop<Float>) {
2   G.BC = 0; // Initialize BC as 0 per each node
3   Node_Prop<Float> sigma, delta;
4   G.sigma = 0;
5   Node s = G.PickRandom();
6   s.sigma = 1;
7   InBFS(v: G.Nodes From s) { // BFS-order traversal
8     // Summing over BFS parents
9     v.sigma = Sum(w:v.UpNbrs) { w.sigma }; }
10 }
11 InReverse { // Reverse-BFS order traversal
12   v.delta = // Summing over BFS children
13     Sum (w:v.DownNbrs) {
14     v.sigma / w.sigma * (1+ w.delta) };
15   v.BC += v.delta; // accumulate delta into BC }

```

(b) Approximate Betweenness Centrality

Figure 13: Green-Marl Programs

We have implemented a compiler that handles a subset of Green-Marl programs, generating equivalent code that runs on GPS. Our initial experiments on a set of six representative algorithms have shown that the compiler-generated GPS programs perform comparably with direct GPS implementations in terms of run-time and network I/O. Further details of Green-Marl, our compiler from Green-Marl to GPS, and our performance experiments, can be found in [20].

7. RELATED WORK

There are several classes of systems designed to do large-scale graph computations:

- **Bulk synchronous message-passing systems:** Pregel [26] introduced the first bulk synchronous distributed message-passing system, which GPS has drawn from. Several other systems are based on Pregel, including Giraph [1], GoldenOrb [16], and Phoebus [30]. Giraph is the most popular and advanced of these systems. Giraph jobs run as Hadoop jobs without the reduce phase. Giraph leverages the task scheduling component of Hadoop clusters by running workers as special mappers, that communicate with each other to deliver messages between vertices and synchronize in between supersteps.
- **Hadoop-based systems:** Many graph algorithms, e.g., computing PageRank or finding connected components, are iterative computations that terminate when a vertex-centric convergence criterion is met. Because MapRe-

duce is a two-phased computational model, and as such iterative graph algorithms cannot be expressed in Hadoop easily. One approach to solve this limitation has been to build systems on top of Hadoop, in which the programmer can express a graph algorithm as a series of MapReduce jobs, each one corresponding to one iteration of the algorithm. Pegasus [22], Mahout [3], HaLoop [10], iMapReduce [39], Surfer [13] and Twister [15] are examples of these systems. These systems suffer from two inefficiencies that do not exist in bulk synchronous message-passing systems: (1) The input graph, which does not change from iteration to iteration, may not stay in RAM, and is sent from mappers to reducers in each iteration. (2) Checking for the convergence criterion may require additional MapReduce jobs.

- **Asynchronous systems:** GPS supports only bulk synchronous graph processing. GraphLab [24] and SignalCollect [34] support asynchronous vertex-centric graph processing. An advantage of asynchronous computation over bulk synchronous computation is that fast workers do not have to wait for slow workers. However, programming in the asynchronous model can be harder than synchronous models, as programmers have to reason about the non-deterministic order of vertex-centric function calls.
- **Message Passing Interface (MPI):** MPI is a standard interface for building a broad range of message passing programs. There are several open-source implementations of MPI [29, 28]. MPI-based libraries, e.g., [11, 17, 25], can also be used to implement parallel message-passing graph algorithms. These libraries can be very efficient, but they require users to reason about low-level synchronization, scheduling, and communication primitives in their code in order to realize the efficiency; they also do not provide fault-tolerance.
- **Other systems:** Spark [38] is a general cluster computing system, whose API is designed to express generic iterative computations. As a result, programming graph algorithms on Spark requires significant more coding effort than on GPS. Finally, Trinity [35] is both a graph database and a graph computation platform based on a distributed key-value store, but it is not open-source.

In addition to presenting GPS, we studied the effects of different graph partitioning schemes on the performance of GPS when running different graph algorithms. We also studied the effects of GPS’s dynamic repartitioning scheme on performance. There are previous studies on the performance effects of different partitionings of graphs on other systems. [21] shows that by partitioning *Resource Description Framework* [31] (RDF) data with METIS and then “intelligently” replicating certain tuples, SPARQL [32] query run-times can be improved significantly over random partitioning. We study the effects of partitioning under batch algorithms, whereas SPARQL queries consist of short path-finding workloads. [33] develops a heuristic to partition the graph across machines during the initial loading phase. They study the reduction in the number of edges crossing machines and run-time improvements on Spark when running PageRank. They do not study the effects of other static or dynamic partitioning schemes. Reference [12] also experiments with the run-time effects of different ways of repartitioning a sparse

matrix representation of graphs when computing PageRank. *Sedge* [37] is a graph query engine based on a simple Pregel implementation. In *Sedge*, multiple replicas of the graph are partitioned differently and stored on different groups of workers; queries are routed to the group that will result in minimum communication.

8. CONCLUSIONS AND FUTURE WORK

We presented GPS, an open source distributed message-passing system for large-scale graph computations. GPS currently has a handful of users at a variety of universities. Like Pregel [26] and Giraph [1], GPS is designed to be scalable, fault-tolerant, and easy to program through simple user-provided functions. Using GPS, we studied the network and run-time effects of different graph partitioning schemes in a variety of settings. We also described GPS's dynamic repartitioning feature, we presented several other system optimizations that increase the performance of GPS, and we briefly described our compiler from the Green-Marl high-level language to GPS.

As future work, we plan to make GPS use disk efficiently when the amount of RAM in the cluster is not enough to store graphs with large amounts of data associated with vertices and edges. We also want to understand exactly which graph algorithms can be executed efficiently using bulk synchronous processing and message-passing between vertices. For example, although there are bulk synchronous message-passing algorithms to find the weakly connected components of undirected graphs, we do not know of any such algorithm for finding strongly connected components.

9. ACKNOWLEDGEMENTS

We are grateful to Sungpack Hong, Jure Leskovec, and Hyunjung Park for numerous useful discussions. We also thank our initial users at several universities: Amirreza Abdolrashidi, Yasser Ebrahim, Arash Fard, Jawe Wang, and Sai Wu.

10. REFERENCES

- [1] Apache Incubator Giraph. <http://incubator.apache.org/giraph/>.
- [2] Apache Hadoop. <http://hadoop.apache.org/>.
- [3] Apache Mahout. <http://mahout.apache.org/>.
- [4] Apache MINA. <http://mina.apache.org/>.
- [5] P. Boldi, B. Codenotti, M. Santini, and S. Vigna. UbiCrawler: A Scalable Fully Distributed Web Crawler. *Software: Practice And Experience*, 34(8):711–726, 2004.
- [6] P. Boldi, M. Rosa, M. Santini, and S. Vigna. Layered Label Propagation: A MultiResolution Coordinate-Free Ordering for Compressing Social Networks. In *WWW*, 2011.
- [7] P. Boldi and S. Vigna. The WebGraph framework I: Compression techniques. In *WWW*, 2004.
- [8] U. Brandes. A faster algorithm for betweenness centrality. *The Journal of Mathematical Sociology*, 25(2):163–177, 2001.
- [9] S. Brin and L. Page. The Anatomy of Large-Scale Hypertextual Web Search Engine. In *WWW*, 1998.
- [10] Y. Bu, B. Howe, M. Balazinska, and M. D. Ernst. HaLoop: Efficient Iterative Data Processing on Large Clusters. In *VLDB*, 2010.
- [11] A. Buluç and J. R. Gilbert. The Combinatorial BLAS: Design, Implementation, and Applications. *International Journal of High Performance Computing Applications*, 25(4):496–509, 2011.
- [12] A. Cevahir, C. Aykanat, A. Turk, and B. B. Cambazoglu. Site-based Partitioning and Repartitioning Techniques for Parallel PageRank Computation. *IEEE Transactions on Parallel Distributed Systems*, 22(5):786–802, 2011.
- [13] R. Chen, X. Weng, B. He, and M. Yang. Large Graph Processing in the Cloud. In *SIGMOD*, 2010.
- [14] J. Dean and S. Ghemawat. MapReduce: Simplified data processing on large clusters. In *OSDI*, 2004.
- [15] J. Ekanayake, H. Li, B. Zhang, T. Gunarathne, S.-H. Bae, J. Qiu, and G. Fox. Twister: A Runtime for Iterative MapReduce. In *HPDC*, 2010.
- [16] GoldenOrb. <http://www.raveldata.com/goldenorb/>.
- [17] D. Gregor and A. Lumsdaine. The Parallel BGL: A Generic Library for Distributed Graph Computations. In *POOSC*, 2005.
- [18] Hadoop Distributed File System. <http://hadoop.apache.org/hdfs/>.
- [19] S. Hong, H. Chafi, E. Sedlar, and K. Olukotun. Green-Marl: A DSL for Easy and Efficient Graph Analysis. In *ASPLOS*, 2012.
- [20] S. Hong, S. Salihoglu, J. Widom, and K. Olukotun. Compiling Green-Marl into GPS, Technical Report, Stanford University, October, 2012. http://ppl.stanford.edu/papers/tr_gm_gps.pdf.
- [21] J. Huang, D. J. Abadi, and K. Ren. Scalable SPARQL Querying of Large RDF Graphs. In *VLDB*, 2011.
- [22] U. Kang, C. E. Tsourakakis, and C. Faloutsos. PEGASUS: A peta-scale graph mining system – Implementation and Observations. In *ICDM*, 2009.
- [23] The Laboratory for Web Algorithmics. <http://law.dsi.unimi.it/datasets.php>.
- [24] Y. Low, J. Gonzalez, A. Kyrola, D. Bickson, C. Guestrin, and J. M. Hellerstein. GraphLab: A New Framework for Parallel Machine Learning. In *UAI*, 2010.
- [25] A. Lugowski, D. Alber, A. Buluç, J. R. Gilbert, S. Reinhardt, Y. Teng, and A. Waranis. A Flexible Open-source Toolbox for Scalable Complex Graph Analysis. In *SIAM Conference on Data Mining*, 2012.
- [26] G. Malewicz, M. H. Austern, A. J. C. Bik, J. C. Dehnert, I. Horn, N. Leiser, and G. Czajkowski. Pregel: A System for Large-Scale Graph Processing. In *SIGMOD*, 2011.
- [27] METIS Graph Partition Library. <http://exoplanet.eu/catalog.php>.
- [28] MPICH2. <http://www.mcs.anl.gov/research/projects/mpich2/>.
- [29] Open MPI. <http://www.open-mpi.org/>.
- [30] Phoebus. <https://github.com/xslogic/phoebus>.
- [31] RDF Primer. W3C Recommendation. <http://www.w3.org/TR/rdf-primer>.
- [32] SPARQL Query Language for RDF. W3C Working Draft 4. <http://www.w3.org/TR/rdf-sparql-query/>.
- [33] I. Stanton and G. Klot. Streaming Graph Partitioning for Large Distributed Graphs. In *KDD*, 2011.
- [34] P. Stutz, A. Bernstein, and W. W. Cohen. Signal/Collect: Graph Algorithms for the (Semantic) Web. In *ISWC*, 2010.
- [35] Trinity. <http://http://research.microsoft.com/en-us/projects/trinity/default.aspx>.
- [36] L. G. Valiant. "A Bridging Model for Parallel Computation". *Communications of the ACM*, 33(8):103–111, 1990.
- [37] S. Yang, X. Yan, B. Zong, and A. Khan. Towards Effective Partition Management for Large Graphs. In *SIGMOD*, 2012.
- [38] M. Zaharia, M. Chowdhury, M. J. Franklin, S. Shenker, and I. Stoica. Spark: Cluster Computing With Working Sets. In *HotCloud*, 2010.
- [39] Y. Zhang, Q. Gao, L. Gao, and C. Wang. "iMapreduce: A Distributed Computing Framework for Iterative Computation". *DataCloud*, 2011.